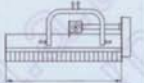
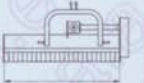
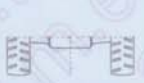








# TSAP-280



## DATI TECNICI SPECIFICATIONS - CARACTERISTIQUES TECHNIQUES - TECHNISCHE DATEN - DATOS TÉCNICOS

MODELLO MODEL MODELE TYP MODELO									
	Lavoro Working width Largeur de coupe Arbeitsbreite Trabajo cm	Ingombro Overall width Largeur hors tout Gesamtbreite Ancho total cm	Spostamento Shift Déplacement Verschiebung Desplazamiento mm	kW	HP	Kg	lbs	#	#
TSAP-280	280	300	1145/1655 1615/1185	59 - 88	80 - 120	990	2178	24	48
TSAP-DT-280	280	300	1145/1655 1615/1185	59 - 88	80 - 120	1030	2266	24	48



The TSAP 280 model (Heavy Duty Shredder with Reversible Hitching Frame) is characterised by a remarkable robustness. The body is built with very thick, high-resistant sheet steels. The TSAP 280 shredders are equipped with a reversible hitching frame, which easily allows the linkage to the front and/or rear tractor PTO by simply reversing the hitching frame position. Alternatively, they can be fitted with a double hitching frame for front or rear linkage. These shredders can be equipped with hammer or universal blades and can be used in green areas, for clearing out underbrush, for cutting grass, olive, vine, fruit-trees runners as well as other lopped branches of up to 10 cm diameter. Furthermore, they are equipped with a double row of counter-blades to ensure a perfect mulching. These robust and highly reliable machines guarantee high efficiency with low power absorption. According to the required usage, this model can be equipped with side skids or rear roller, shift (by spindle or hydraulic), front protections (wings or chains). The TSAP 280 shredders, like all other m.e.a.a.t. machines, are equipped with protections as per EC norms.